

# GOEMANS APPLIANCES

167 Chrislea Rd. Unit #1-6 Vaughan, ON L4L 8N6

PHONE: (905) 264-1771

HST # 105167993

WWW.GOEMANS.COM

Find us on Facebook at [www.facebook.com/GoemansAppliances](http://www.facebook.com/GoemansAppliances)

<b>INVOICE #</b>	<b>HB00011895-1</b>
Salesperson:	JASON NG
Purchase Date:	1/10/16
Invoice Finished Date:	
Delivery/Pickup Date:	Jun 29, 2016
Invoice Type:	VBL
Date Printed:	Jan 10, 2016
Page:	1

Tell us how we did at  
[www.goemanscustomersurvey.com](http://www.goemanscustomersurvey.com) for a chance to  
 win fabulous prizes! See store for details

## ONLINE BANKING ACCOUNT

**BILL TO:** 6474676727

DRAGOMAN, LARISA & VALENTIN

25 INVERNESS WAY

LOT 75L

BRADFORD, ON TBD

TEL# (647) 467-6727 BUS#

Directions: 6TH LINE & SIMCOE

**SHIP TO:** 6474676727

DRAGOMAN, LARISA & VALENTIN

25 INVERNESS WAY

LOT 75L

BRADFORD, ON TBD

TEL# (647) 467-6727 BUS#

QTY	LOC	MODEL #	COLOUR	BRAND - DESCRIPTION	PRICE	EXT PRICE
						*= HST Exempt
1		RF260BEAESR/AA	STAINLES	SAM, REBF3REFRIGERATOR, FRENCH 3-DOOR, F 25.5CUFT,1/M,DRWR,CONTOUR DR,LED LGHT,TWIN COOL	1,310.00	1,310.00
1		NE59J7750WS/AC	STAINLES	SAM, RAEF2RANGE, ELECTRIC, DOUBLE OVEN, 29.9W,5B,5.9CUFT,FLX DUO,DUAL CONV,WRMNG DRWR,SBTH	714.00	714.00
1		DW80J3020US/AC	STAINLES	SAM, DIS: DISHWASHER 24W,50DBA,SS INT,4CYC,14 PLT,HDN HTR,SENSOR	323.00	323.00
1		ME21H706MQS/AC	STAINLES	SAM, MIOR:MICROWAVE, OVER-THE-RANGE 2.1CUFT,CER CVTY,400 CFM,SNSR	374.00	374.00
1		WF42H5200AP/A2	STAINLES	SAM, WAFL:WASHER, FRONT LOAD, LARGE CAPA 4.8 CU FT FRONT LOAD WASHER, 9 CYC. STEAM	534.00	534.00
		STANDARD HOSES SHIP WITH THIS UNIT				
1		DV42H5200EP/AC	STAINLES	SAM, DREFLDRYER, ELECTRIC - TO MATCH LAR 7.5 CU FT ELE DRYER, FRONT LOAD, STEAM, 11 CYCLES	584.00	584.00
1		HOSE KIT WS5SS-ST		REL, ALAU:ACCESSORY, DRYER HOSE-KIT,FOR STEAM DRYER,ALSO INCLUDES 1 WSHR HOSE	-	-
		Payment		VISA	1,000.00	1,000.00

- ORDERS MUST BE PAID IN FULL 2 WEEKS PRIOR TO SCHEDULED DELIVERY DATE
- All products remain the property of Goemans until paid in full.
- Removal of old appliances at owner's risk and must be disconnected.
- Please refer to delivery/installation brochures for important details.
- All authorized returned products will be subject to a restocking charge.
- Special/Custom orders require minimum 50% deposit.
- Interest of 18% per annum will be charged on overdue accounts.
- Upon delivery customer agrees to accept service in accordance with manufacturer's warranty.
- This sales invoice is based on delivery within 12 months from date of purchase. After 12 months (or if market conditions adversely change) Goemans reserves the right to review pricing/delivery on this order and offer our customers options to accommodate these changes. Any & all date sensitive supplier promotions are exempt from the 12 month price guarantee and must be taken by the promotional delivery deadline.

SUB TOTAL	3,839.00
HST	499.07
INVOICE TOTAL	4,338.07
DEPOSITS	1,000.00
<b>BALANCE</b>	<b>3,338.07</b>

CUSTOMER SIGNATURE \_\_\_\_\_

Print Name \_\_\_\_\_

# RF260BEAESR

26 cu. ft. French Door Refrigerator with Filtered Ice Maker

75L

## Features

- Large Capacity—26 cu. ft.<sup>1</sup>
- Additional Filtered Ice Maker in the Freezer
- High-Efficiency LED Lighting
- Twin Cooling Plus™
- ENERGY STAR® Compliant
- CoolSelect Pantry™ with Temperature Control
- Power Freeze and Power Cool Options
- Two Humidity-Controlled Crispers
- Tempered Glass Spill-Proof Shelves
- Gallon Door Bins
- EZ-Open Handle™ on Freezer Door
- Auto Pull-Out Upper Freezer Drawer



<sup>1</sup>25.5 cu. ft. measured as per Department of Energy.

## Convenience

- Cool Tight Door
- Door Alarm
- Water Filter Indicator
- Removable Ice Caddy



ENERGY STAR® rated: CEE Tier 1  
(10% more efficient than Federal Standard)  
620 kWh/yr



French Door Design



CoolSelect Pantry™ with Temperature Control

## Available Colors



Stainless Steel  
(shown)



White



Black



Stainless Platinum

## Signature Features

### COOLSELECT PANTRY™

- Provides additional temperature control for your food storage needs with Quick Cool, Thaw and Soft Freeze, Chill Mode, and Cool Mode options.

### TWIN COOLING PLUS™

- Refrigerator air is kept at higher, near-commercial grade humidity levels to keep perishable fruits and vegetables fresher longer.
- Drier freezer air means less freezer burn for better-tasting frozen foods.

### HIGH-EFFICIENCY LED LIGHTING

- High-efficiency design beautifully lights up the interior so you're able to quickly spot what you want.
- Sleek design saves more space than traditional incandescent light bulbs.



Ranked "Highest in customer  
satisfaction with French Door  
refrigerators, in a tie."\*

—J.D. Power

**SAMSUNG**

75L

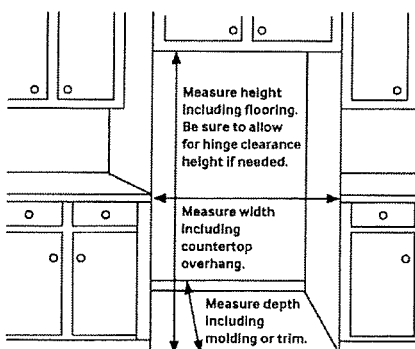
# RF260BEAESR

26 cu. ft. French Door Refrigerator with Filtered Ice Maker

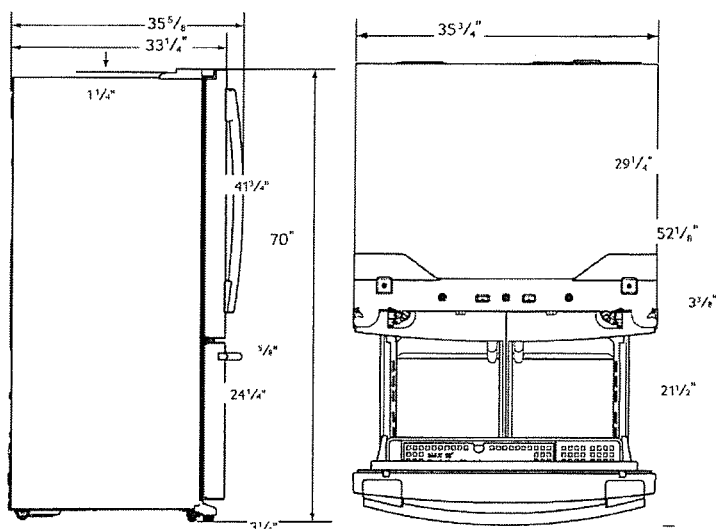
## Installing Your Refrigerator

1. Measure the height, width and depth of the opening, making sure to include baseboards, molding, tile, countertop overhang, etc. Check to be sure there is enough room to open the door (consider walls, islands or other obstacles when measuring).
2. Refer to illustration below to determine dimensions.
3. Allow 2" of clearance on hinge side of refrigerator when installing next to a wall where handle may make contact.
4. Allow 1" minimum clearance at rear for proper air circulation and water/electrical connections. Allow a 3/8" minimum clearance at sides and top for ease of installation.
5. Ensure each door and entry way in the home is wide enough for the refrigerator to be moved through easily.

Please note: The following dimension and cutout information is for planning purposes only. For complete installation details consult manual packed with product, or download manual on-line at [samsung.com](http://samsung.com).



## Dimensions



## Total Capacity: 25.5 cu. ft.

### Refrigerator: 17.5 cu. ft.

- CoolSelect Pantry™ with Temperature Control
- 2 Humidity-Controlled Crispers
- 5 Tempered Glass Spill-Proof Shelves
- 6 Clear Door Bins
  - Right Door: 3 Gallon Bins
  - Left Door: 3 Gallon Bins
- High-Efficiency LED Lighting

### Freezer: 8.0 cu. ft.

- EZ-Open Handle™
- 1 Large Opaque Bin with Divider
- Auto Pull-Out Upper Drawer
- Filtered Ice Maker (Cubed)
- High-Efficiency LED Lighting

## Accessories

Water Filter: HAF-CIN

## Warranty

One (1) Year Parts and Labor on Refrigerator

Five (5) Years Parts and Labor on

Sealed Refrigeration System Only\*

Ten (10) Years Parts and Five (5) Years

Labor on Digital Inverter Compressor

\*Compressor, evaporator, condenser, drier, connecting tubing

## Product Dimensions & Weight

Dimensions (WxHxD with hinges, handles and doors):

35 3/4" x 70" x 35 5/8"

Dimensions (WxHxD without hinges and door):

35 3/4" x 68 5/8" x 29 1/4"

Dimensions (WxHxD with hinge and door, no handle):

35 3/4" x 70" x 33 1/4"

Weight: 289.9 lbs.

## Shipping Dimensions & Weight (WxHxD)

Dimensions: 38 5/8" x 75 3/4" x 36 1/4"

Weight: 316.3 lbs.

Color	Model #	UPC Code
Stainless Steel	RF260BEAESR	036725590175
White	RF260BEAEWW	036725590205
Black	RF260BEAEBC	036725590199
Stainless Platinum	RF260BEAESP	036725590182

**SAMSUNG**

\*Samsung received the highest numerical score for French door refrigerators in a tie in the proprietary J.D. Power 2014 Kitchen Appliance Study™. Study based on 15,380 total responses measuring 10 French door refrigerators brands and measures opinions of consumers about their new appliance purchased in the past 24 months. Proprietary study results are based on experiences and perceptions of consumers surveyed in January-March 2014. Your experiences may vary. Visit [jdpower.com](http://jdpower.com).

Actual color may vary. Design, specifications, and color availability are subject to change without notice. Non-metric weights and measurements are approximate.

©2014 Samsung Electronics America, Inc. 85 Challenger Road, Ridgefield Park, NJ 07660. Tel: 800-SAMSUNG. [samsung.com](http://samsung.com). Samsung is a registered trademark of Samsung Electronics Co., Ltd.

75L

# NE59J7750WS


5.9 cu. ft. Freestanding Flex Duo™ Electric Range

## Features


- Flex Duo™ Technology – Large 5.9 cu. ft. Convection Oven Splits into Two Cavities with a Removable Smart Divider™
- Soft Close and Clean View Door
- Dual Convection Oven
  - Top: Fan Convection
  - Bottom: True Convection
- Large Oven Capacity – 5.9 cu. ft.
- Five Electric Cooktop Elements
  - One Triple Burner (6"/9"/12")
  - Two Bridged (7")
  - One Single Burner (6")
  - Warming Center (7")
- SteamQuick™ (20 min. oven cleaning) and Self Clean
- Warming Drawer: High, Medium, Low

## Convenience

- Auto Oven Light
- Proofing
- Sabbath Mode
- Kitchen Timer
- Delay Start
- Child Safety Lock
- Three Preset Easy Cook Options



Flex Duo™ Oven



Soft Close and Clean View Door

Available Color:



Stainless Steel

## Signature Features

### FLEX DUO™ OVEN

- The spacious 5.9 cu. ft. oven splits into two ovens with the Smart Divider™ to cook at two different temperatures at the same time.
- Two temperature controls.
- No noticeable transfer of aroma.

### SOFT CLOSE AND CLEAN VIEW DOOR

- Whisper-Quiet Soft Close Door.
- Get a corner-to-corner, panoramic wide view of everything that's cooking

### 5.9 CU. FT. LARGE CAPACITY

- Cook a big roast, multiple casserole dishes or several racks of cookies at once.
- Three oven racks let you prepare enough food for large gatherings.
- Split rack on top for taller dishes.

### FIVE-BURNER COOKTOP

- Cook with different-sized pans simultaneously.
- The triple burner has three different-sized heating elements in one.
- Smooth ceramic surface allows for convenient cleaning.
- Bridge capability creates an extra-large cooking surface for oversized pots and pans.



**Ranked "Highest in Customer Satisfaction with Ranges, Cooktops and Ovens."\***

—J.D. Power

**SAMSUNG**

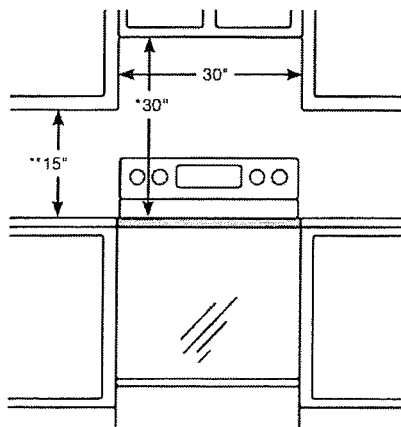
# NE59J7750WS

5.9 cu. ft. Freestanding Flex Duo™ Electric Range

## Installing Your Range

\*30" minimum clearance between the top of the cooking surface and the bottom of an unprotected wood or metal cabinet; or 24" minimum when the bottom of the wood or metal cabinet is protected by not less than 1/4" flame-retardant millboard covered with not less than no. 28 MSG sheet steel, 0.015" stainless steel, 0.024" aluminum or 0.020" copper.

\*\*15" minimum between the countertop and the adjacent cabinet bottom.



**IMPORTANT:** To eliminate the risk of burns or fire caused by reaching over heated surface units, cabinet storage space located above the surface units should be avoided. If cabinet storage is to be provided, the risk can be reduced by installing a range hood that projects horizontally a minimum of 5" beyond the bottom of the cabinets.

## Radiant Ceramic Cooktop

- Right Front: 6/9/12", 3.0 kW
- Left Front: 7", 1.8 kW (bridge)
- Right Rear: 6", 1.2 kW
- Left Rear: 7", 1.8 kW (bridge)
- Center Rear: Warming Center, 7"

## Dual Oven (with Divider)

- Hidden Bake Element
- Bake: 175°F–550°F
- Convection Bake: 175°F–550°F
- Convection Roast: 175°F–550°F
- Broil: Low/High
- Convection Element/Heater: 1250 W
- Proofing
- Sabbath Mode

## Warming Drawer

- Capacity: 1.4 cu. ft.
- Heating Performance: 600 W (4 pass)
- Temperature Settings: High, Medium, Low

## Warranty

One (1) Year All Parts and Labor  
Five (5) Years Electric Cooktop

## Product Dimensions & Weight (WxHxD)

Actual Oven Dimensions:

25" x 20<sup>25</sup>/<sub>32</sub>" x 18<sup>15</sup>/<sub>16</sub>"

Outside Net Dimensions:

29<sup>7</sup>/<sub>8</sub>" x 47<sup>3</sup>/<sub>32</sub>" x 25<sup>31</sup>/<sub>32</sub>"

Weight: 183.9 lbs.

## Shipping Dimensions & Weight (WxHxD)

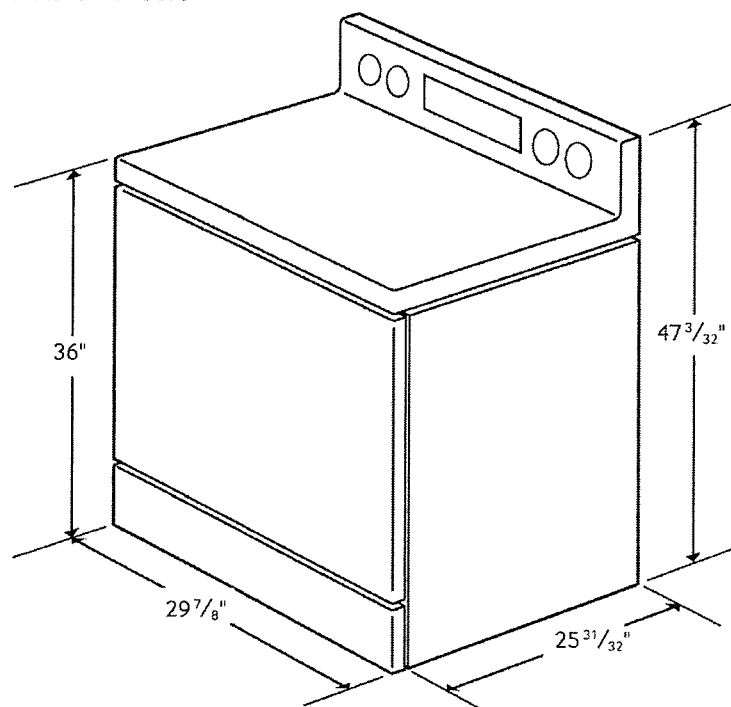
Dimensions:

33<sup>1</sup>/<sub>32</sub>" x 50<sup>25</sup>/<sub>64</sub>" x 30<sup>9</sup>/<sub>32</sub>"

Weight: 208.1 lbs.

Color	Model #	UPC Code
Stainless Steel	NE59J7750WS	887276093741

## Dimensions



**SAMSUNG**

\*Samsung received the highest numerical score for ranges, cooktops and ovens in the proprietary J.D. Power 2014 Kitchen Appliance Study™. Study based on 15,380 total responses measuring 17 ranges, cooktops and oven brands and measures opinions of consumers about their new appliance purchased in the past 24 months. Proprietary study results are based on experiences and perceptions of consumers surveyed in January-March 2014. Your experiences may vary. Visit [jdpower.com](http://jdpower.com).

Actual color may vary. Design, specifications, and color availability are subject to change without notice. Non-metric weights and measurements are approximate.

©2015 Samsung Electronics America, Inc. 65 Challenger Road, Ridgefield Park, NJ 07660. Tel: 800-SAMSUNG. [samsung.com](http://samsung.com)  
Samsung is a registered trademark of Samsung Electronics Co. Ltd.

75L

# DW80J3020US

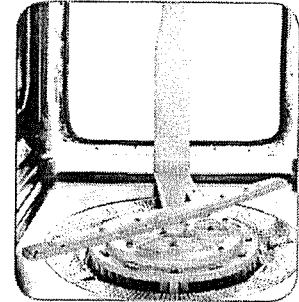

Samsung Dishwasher

## Features

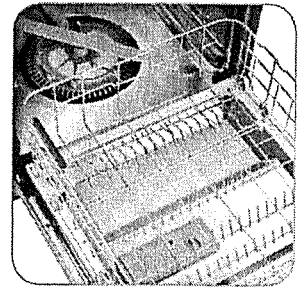
- Quiet Operation – 50 dBA
- ENERGY STAR® rated: 265 kWh/Year
- Water Consumption: 3.5 Gallons
- 15 Place Settings
- Hidden Heating Element
- Double Filtration System
- Electronic Touch Sensor
- Hard Food Disposer
- 3 Spray Wash Arms (Upper, Middle, Lower)
- 4 Wash Cycles and 1 Wash Option
- Fan Condensing Drying System
- 2-Piece Silverware Basket
- 2" Adjustable Racking System
- Stainless Steel Interior

## Convenience

- Child Lock
- Rinse Refill Indicator
- Cycle Progress Indicator
- Last Cycle Memory
- Self-Cleaning Filtration System
- Five Sensors (Digital Water Leakage, Overflow, Sanitize, Turbidity, Water Fill)



Hidden Heating Element



Hard Food Disposer

## Available Colors



Stainless Steel  
(shown)



White



Black

## Signature Features

### STAINLESS STEEL INTERIOR

- Features a durable stainless steel tub that can help reduce energy consumption and aid in the drying process by retaining heat better than plastic tubs, allowing dishes to dry faster.

### HARD FOOD DISPOSER

- Our advanced system allows for disposal of solid food particles with no need to clean a filter.
- Heavy foods are easily washed away without any pre rinsing or scrubbing involved.

### HIDDEN HEATING ELEMENT

- Hidden Heat Element reduces the risk of melting plastic.

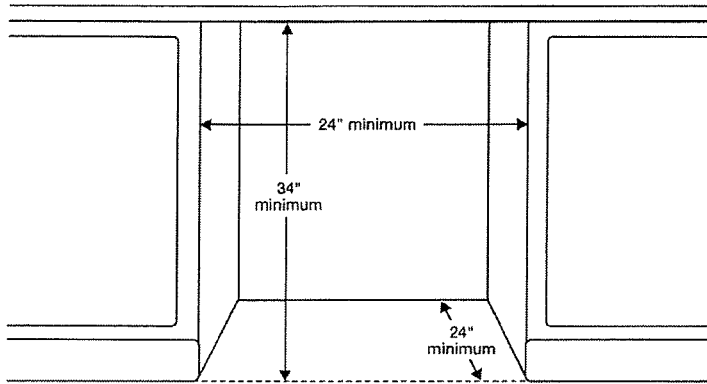
**SAMSUNG**

75L

# DW80J3020US

Samsung Dishwasher

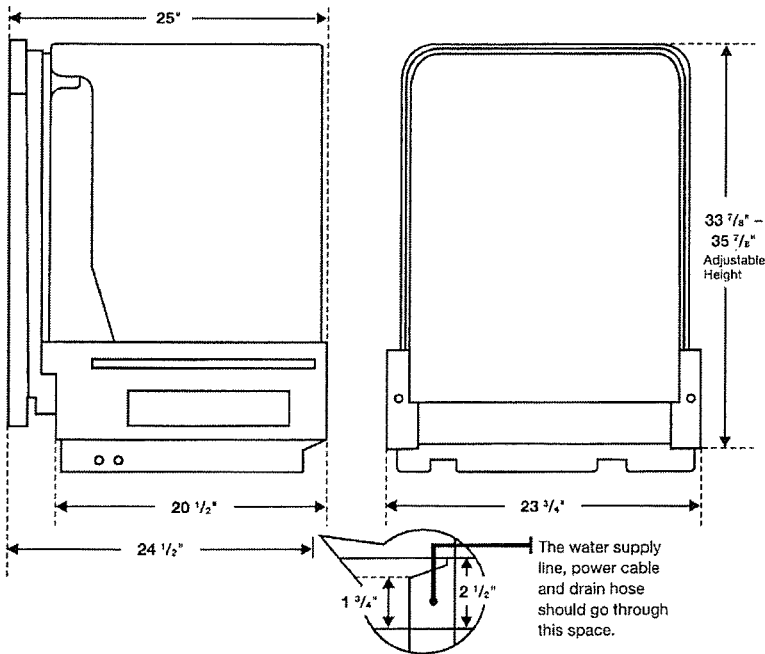
## Installing Your Dishwasher



## Dimensions

Side View

Rear View



## Features

- 4 Wash Cycles: Heavy, Normal, Quick Plus, Auto Wash
- 1 Option: Sanitize (Anti-Bacterial-NSF)
- 4 Control Buttons: Cancel and Drain (2 Buttons), Child Lock (1 Button), Start & Pause (1 Button)
- 2-Stage Filtration
- Hidden Heat Element
- Stainless Steel Interior Tub

## Convenience

- Child Lock
- Digital Water Leakage Sensor: Detects Water Leaks Before They Happen and Shuts Off the Dishwasher to Prevent Water Damage.
- Nylon Racking
- 2 Piece Silverware Basket
- Upper Rack: 2 Cup Shelves, 3 Adjustable Tines
- Upper Rack: 2 Fold Down Tine
- Lower Rack: 1 Removable Tine
- Cutlery Sleeves

## Warranty

One (1) Year All Parts and Labor  
Five (5) Year Limited on Printed Circuit Board and Interior Nylon Racks  
Lifetime Limited Warranty on Stainless Steel Door Liner and Tub for Leakage

## Product Dimensions & Weight (WxHxD)

Dimensions (height is adjustable):  
23<sup>3</sup>/<sub>4</sub>" x 33<sup>7</sup>/<sub>8</sub>" – 35<sup>7</sup>/<sub>8</sub>" x 24<sup>1</sup>/<sub>2</sub>"

Weight: 91.1 lbs.

## Shipping Dimensions & Weight (WxHxD)

Dimensions: 27<sup>1</sup>/<sub>4</sub>" x 37<sup>3</sup>/<sub>4</sub>" x 28<sup>7</sup>/<sub>8</sub>"

Weight: 106.7 lbs.

Color	Model #	UPC Code
Stainless Steel	DW80J3020US	887276105529
White	DW80J3020UW	887276105543
Black	DW80J3020UB	887276105505

**SAMSUNG**

Actual color may vary. Design, specifications, and color availability are subject to change without notice. Non-metric weights and measurements are approximate.

©2015 Samsung Electronics America, Inc. 85 Challenger Road, Ridgefield Park, NJ 07660. Tel. 800-SAMSUNG. samsung.com. Samsung is a registered trademark of Samsung Electronics Co. Ltd.

75L

# WF42H5200AP

Samsung Front-Load Washer

4.2 cu. ft. Capacity DOE

## Features

- Steam Washing
- Smart Care
- Self Clean+
- VRT<sup>®</sup> – Vibration Reduction Technology
- Diamond Drum Design
- Direct Drive Motor
- 1200 rpm Maximum Spin Speed
- Internal Water Heater
- 9 Preset Wash Cycles
- 10 Options
- Garment+

## Convenience

- Child Lock
- Door Lock
- Dispenser Trays: Main Wash, Softener, Bleach





ENERGY STAR<sup>®</sup> rated:

CEE Tier 3


MEF=3.20

WCF=2.90

95 kWh/yr



Smart Care



Self Clean+

Available Colors:



Platinum  
(shown)



White

## Signature Features

### STEAM WASHING

- Powerful steam removes stains.
- No pre-treatment needed.

### SMART CARE

- Troubleshoot with your smartphone.
- Perform a quick diagnosis of your washer and dryer right from your smartphone.<sup>1</sup>

<sup>1</sup>Available for iPhone 4S/5/5s and Galaxy S4/S5/S6/S7/Note 4/5/5e.

### SELF CLEAN+

- New self-cleaning technology.
- Keeps your front load washer fresh without the use of harsh chemicals.
- Reminds you to run Self Clean+ every 40 cycles.
- Additional cleaning of the gasket.



Ranked "Highest in Customer Satisfaction with Front-Load Clothes Washers."<sup>\*\*</sup>

— J.D. Power

This is the sixth consecutive year Samsung has received a Customer Satisfaction Award for Clothes Washers.



Most Efficient  
2014

Achieved the U.S. Environmental Protection Agency's 2014 ENERGY STAR<sup>®</sup> "Most Efficient" designation.

**SAMSUNG**

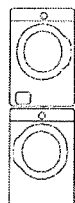


75L

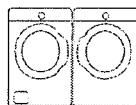
# WF42H5200AP

Samsung Front-Load Washer

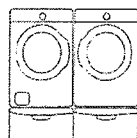
## Installing Options



Stacked



Side by Side



On Pedestals



Stacked Depth

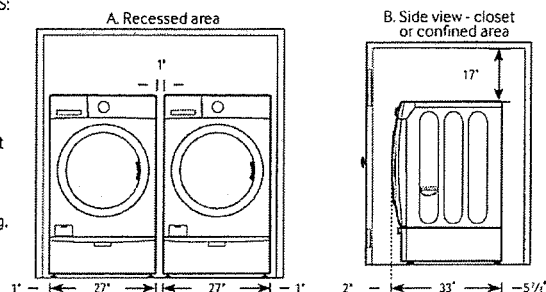
## Installing Your Washer

### 1. Alcove or closet installation

MINIMUM CLEARANCES FOR CLOSET AND ALCOVE INSTALLATIONS:

Sides – 1"  
Rear – 5 7/8"  
Top – 17"  
Closet Front – 2"

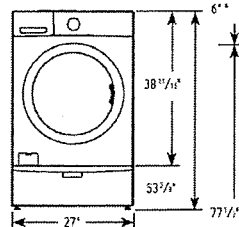
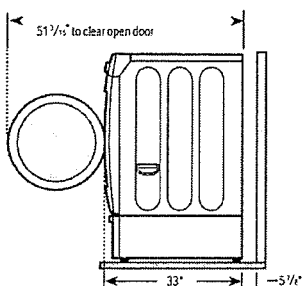
If the washer and dryer are installed together, the closet front must have at least a 72" unobstructed air opening. Your washer alone does not require a specific air opening.



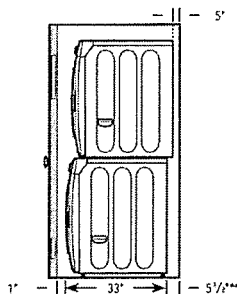
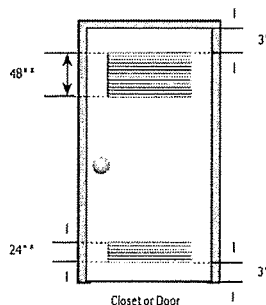
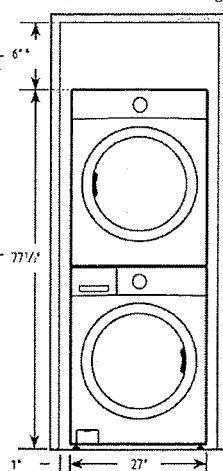
## Dimensions

### 2. With optional pedestal base or stacking kit

Required Dimensions for Installation with Pedestal



Required Dimensions for Installation with Stacking Kit



\*Required spacing.  
\*\*External exhaust elbow requires additional space.

## 4.2 cu. ft. Capacity DOE

### 9 Preset Wash Cycles:

Normal, Heavy Duty, Permanent Press, Sanitize, Allergen, Bedding, Delicates, Quick Wash, Rinse and Spin

### 10 Options:

Steam, Self Clean+, Delay End, My Cycle, Extra Rinse, Extra Spin, Sound, Spin Only, Child Lock, Smart Care

### 4 Temperature Settings:

Hot, Warm, Eco Warm, Cold

### 4 Spin Settings:

High, Medium, Low, No Spin

### 3 Soil Settings:

Heavy, Normal, Light

### Dispenser Trays:

Main Wash, Softener, Bleach

### Warranty

One (1) Year Parts and Labor  
Two (2) Years Control Board  
Three (3) Years Stainless Steel Drum  
Ten (10) Years Direct Drive Motor

### Product Dimensions & Weight (WxHxD)

Dimensions: 27" x 38 11/16" x 33"

Weight: 194 lbs

### Shipping Dimensions & Weight (WxHxD)

Dimensions: 29 1/4" x 41 11/16" x 34 5/8"

Weight: 203 lbs

### Color

Platinum  
White

### Model #

WF42H5200AP  
WF42H5200AW

### UPC Code

887276963082  
887276962993

### Matching Dryer (Electric/Gas)

Platinum	DV42H5200EP	887276963204
White	DV42H5200EW	887276963211
Platinum	DV42H5200GP	887276963235
White	DV42H5200GW	887276963242

**SAMSUNG**

\*Samsung received the highest numerical score for front-load clothes washers in the proprietary J.D. Power 2014 Laundry Appliance Study™. Study based on 6,649 total responses measuring 10 front-load washer brands and measures opinions of consumers about their new appliance purchased in the past 24 months. Proprietary study results are based on experiences and perceptions of consumers surveyed in January-March 2014. Your experiences may vary. Visit [jdpower.com](http://jdpower.com).

Actual color may vary. Design, specifications, and color availability are subject to change without notice. Non-metric weights and measurements are approximate.

The ENERGY STAR Most Efficient 2014 designation recognizes the most efficient products among those that qualify for the ENERGY STAR program. These exceptional clothes washers represent the leading edge in energy efficient products.

©2014 Samsung Electronics America, Inc. 85 Challenger Road, Ridgefield Park, NJ 07660. Tel: 800-SAMSUNG. [samsung.com](http://samsung.com). Samsung is a registered trademark of Samsung Electronics Co., Ltd.

# DV42H5200EP

Samsung Front-Load Electric Dryer

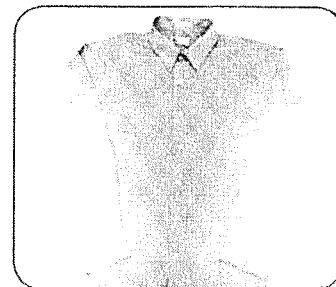

7.5 cu. ft. Capacity DOE

## Features


- Steam Drying Technology:
  - Steam Refresh
  - Steam Wrinkle Away
- Smart Care
- 11 Preset Drying Cycles
- 10 Options
- 4 Temperature Settings
- 4-Way Venting
- Sensor Dry – Detects Moisture and Adjusts Drying Time
- Dryer Drum Light
- Reversible See-Through Door

## Convenience

- Child Lock
- My Cycle Option
- Lint Filter Indicator



Steam Dry



Smart Care

Available Colors:



Platinum



White

## Signature Features

### STEAM DRY

- Steam away wrinkles.
- Helps remove odors and freshen clothes.
- Spend less time ironing.
- Fewer trips to the dry cleaner.

### SMART CARE

- Troubleshoot with your smartphone.
- Perform a quick diagnosis of your washer and dryer right from your smartphone.\*

\*Available for iPhone 4/4S/iPad and Samsung Galaxy S1/S2/S3/iAndroid 2.1 and higher

### SENSOR DRY

- Automatically adjusts drying time by sensing moisture so your clothes don't over or under dry.



**Ranked "Highest in Customer Satisfaction with Clothes Dryers"**  
by J.D. Power and Associates.

(5 Consecutive Years)

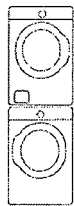
**SAMSUNG**

# DV42H5200EP

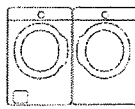
Samsung Front-Load Electric Dryer

75L

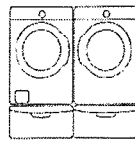
## Installing Options



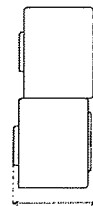
Stacked



Side by Side



On Pedestals



Stacked Depth

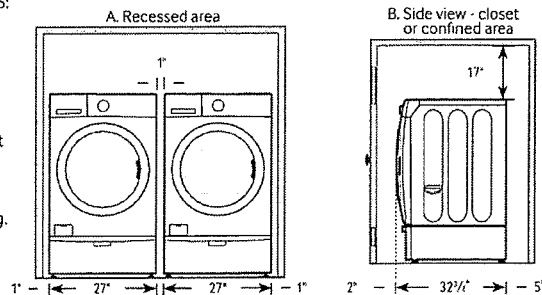
## Installing Your Dryer

### 1. Alcove or closet installation

MINIMUM CLEARANCES FOR CLOSET AND ALCOVE INSTALLATIONS:

Sides – 1"  
Rear – 5 7/8"  
Top – 17"  
Closet Front – 2"

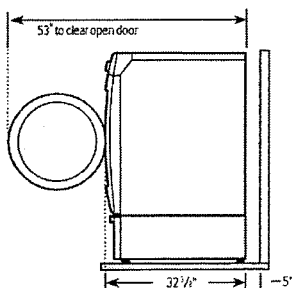
If the washer and dryer are installed together, the closet front must have at least a 72" unobstructed air opening. Your washer alone does not require a specific air opening.



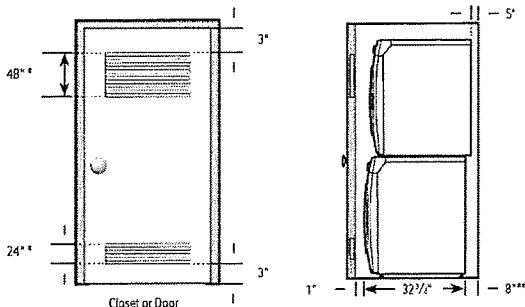
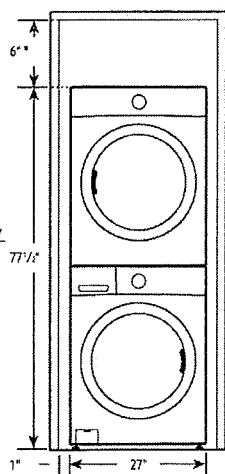
## Dimensions

### 2. With optional pedestal base or stacking kit

Required Dimensions for Installation with Pedestal



Required Dimensions for Installation with Stacking Kit



\*Required spacing.  
\*\*External exhaust elbow requires additional space.

## 7.5 cu. ft. Capacity DOE

### 4-Way Venting

### 11 Preset Dry Cycles:

Steam Refresh, Steam Wrinkle Away, Normal, Heavy Duty, Permanent Press, Bedding, Delicates, Sanitize, Time Dry, Air Fluff, Quick Dry

### 10 Options:

Mixed Load Bell, Wrinkle Prevent, Anti Static, Small Load Care, My Cycle, Adjust Time, Sound, Child Lock, Smart Care, Drum Light

### 4 Temperature Settings:

High, Medium, Low, Extra Low

### 4 Dry Levels:

Very Dry, More Dry, Normal Dry, Damp Dry

### 2 Signal Level Settings:

On/Off

### Warranty

One (1) Year Parts and Labor  
Two (2) Years Control Board  
Three (3) Years Stainless Steel Drum  
Ten (10) Years Direct Drive Motor

### Product Dimensions & Weight (WxHxD)

Dimensions: 27" x 38 11/16" x 32 3/8"

Weight: 126 lbs

### Shipping Dimensions & Weight (WxHxD)

Dimensions: 29 1/4" x 42 1/4" x 33 1/2"

Weight: 134 lbs

### Electric Model # UPC Code

Platinum DV42H5200EP 887276963204

White DV42H5200EW 887276963211

### Gas Model # UPC Code

Platinum DV42H5200GP 887276963235

White DV42H5200GW 887276963242

### Matching Washer

Platinum WF42H5200AP 887276963082

White WF42H5200AW 887276962993

**SAMSUNG**

Actual color may vary. Design, specifications, and color availability are subject to change without notice. Non-metric weights and measurements are approximate.

Samsung received the highest numerical score for clothes washers (2009-2012) and dryers (2008-2012) in the proprietary J.D. Power and Associates Laundry Appliance Studies SM 2012 study based on 9,339 total responses measuring 12 brands, and measures opinions of consumers about their washer and dryer obtained new in the past 24 months. Proprietary study results are based on experiences and perceptions of consumers surveyed in January-February 2012. Your experiences may vary. Visit [jdpower.com](http://jdpower.com).

©2014 Samsung Electronics America, Inc. 85 Challenger Road, Ridgefield Park, NJ 07660. Tel: 800-SAMSUNG. [samsung.com](http://samsung.com). Samsung is a registered trademark of Samsung Electronics Co., Ltd.

# ME21H706MQS

2.1 cu. ft. Over-the-Range Microwave



75L

## Features


- Smart Multi Sensor
- Ceramic Enamel Interior
- Extra-Large 2.1 cu. ft. Capacity
- 1000 Watts Cooking Power
- 400 CFM Ventilation System
- LED Cooktop Lighting
- Simple Clean Filter
- Charcoal/Grease Vent Filter
- 10 Power Levels
- Sensor Cook
- Two-Stage Programmable Cooking
- Smart & 1 Pound Defrost
- Auto Cook
- Chrome Rack
- Touch Control
- LED Display

## Convenience

- Clock (12hr/24hr) with Daylight Savings Time Adjustment
- Kitchen Timer
- End Signal
- Interior Light: Halogen
- Cooktop Lighting (LED): High/Low/Off
- Vent Fan Control: On/Off/Delay Off
- Child Safety Lock
- Sound On/Off
- Eco Mode (Reduces Standby Power)



Smart Multi Sensor



Ceramic Enamel Interior

## Available Colors



Stainless Steel  
(shown)



Black Stainless

## Signature Features

### SMART MULTI SENSOR

- Smart Multi Sensor automatically senses the temperature of foods at the rate of 3 times per sec and controls its heating level and time to make the foods the desired condition without overcooking.

### CERAMIC ENAMEL INTERIOR


- Scratch-resistant and easy-to-clean interior.
- Effortlessly remove grease or oil from surfaces and protect against scratches that occur from daily use.

### LED COOKTOP LIGHT

- More energy efficient and significantly brighter than halogen or incandescent bulbs.
- LED Bulbs last longer, requiring less frequent replacement.
- Evenly distributes a soft, bright light across your cooktop.

### SIMPLE CLEAN FILTER

- Convenient, easy-to-access location is simple to eject with one touch and helps you remember when to clean the filter.



**Ranked "Highest in Customer  
Satisfaction with Over the Range  
Microwaves."\***

—J.D. Power

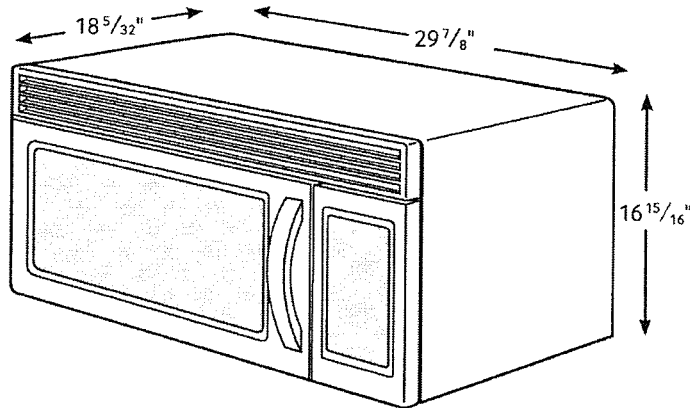
**SAMSUNG**

# ME21H706MQS

2.1 cu. ft. Over-the-Range Microwave

75L

## Dimensions

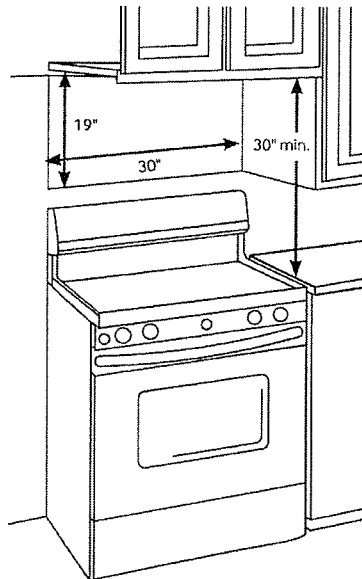


## Installing your Microwave

- This microwave oven is designed for adaptation to the following three types of ventilation:

- A. Outside Top Exhaust (Vertical Duct)
- B. Recirculating (Non-Vented Ductless)
- C. Outside Back Exhaust (Horizontal Duct)

- The space between the cabinets must be 30" wide and free of obstructions.
- This microwave oven is for installation over ranges up to 36" wide.
- The microwave must be level. Use a level to make sure the cabinet bottom is level. If the cabinets have a front overhang only, with no back or side frame, install the mounting plate down the same distance as the front overhang depth. This will keep the microwave level.



## Specifications

- Oven Cavity: 2.1 cu. ft.
- Power Output: 1000 W
- Power Consumption: 17000 W/14.5 A
- Power Source: 120 V/60 Hz
- Control Method: Digital (Membrane Touch)
- Display: LED
- Cooking Control: 10 Power Levels Including Defrost
- Cooking Timer: Digital, up to 99 Minutes, 99 Seconds
- Microwave Distribution System: Rotating Turntable + Stirrer
- Glass Turntable Diameter: 14 <sup>3</sup>/<sub>16</sub> "
- Chrome Rack (1)
- Vent Fan: 400 CFM
- Vent Fan Control: On/Off/Delay Off
- Cooktop Lighting: High/Low/Off
- Halogen Interior Light

## Warranty

One (1) Year All Parts and Labor  
Ten (10) Years Parts on Magnetron

## Product Dimensions & Weight (WxHxD)

Cavity Dimensions:  
22 <sup>1</sup>/<sub>8</sub> " x 10 <sup>13</sup>/<sub>16</sub> " x 14 <sup>27</sup>/<sub>32</sub> "

Outside Net Dimensions:  
29 <sup>7</sup>/<sub>8</sub> " x 16 <sup>15</sup>/<sub>16</sub> " x 18 <sup>5</sup>/<sub>32</sub> "

Weight: 59.2 lbs.

## Shipping Dimensions & Weight (WxHxD)

Dimensions:  
33 <sup>3</sup>/<sub>8</sub> " x 19 <sup>13</sup>/<sub>32</sub> " x 20 <sup>3</sup>/<sub>4</sub> "

Weight: 65.9 lbs.

Color	Model #	UPC Code
Stainless Steel	ME21H706MQS	887276046044
Black Stainless	ME21H706MQG	887276118222

FOR EASIER INSTALLATION AND PERSONAL SAFETY, WE RECOMMEND THAT TWO PEOPLE INSTALL THIS MICROWAVE OVEN. IMPORTANT: Do not grip or use handle during installation.

NOTE: If your cabinet is metal, use the nylon grommet around the power cord hole to prevent cutting of the cord.

NOTE: We recommend using filler blocks if the cabinet front hangs below the cabinet bottom shelf.

IMPORTANT: If filler blocks are not used, case damage may occur from over tightening screws.

NOTE: When mounting the microwave oven, thread power cord through hole in bottom of top cabinet. Do not pinch cord or lift oven by pulling cord.

**SAMSUNG**

\*Samsung received the highest numerical score for over the range microwaves in the proprietary J.D. Power 2014 Kitchen Appliance Study™. Study based on 15,380 total responses measuring 15 over the range microwave brands and measures opinions of consumers about their new appliance purchased in the past 24 months. Proprietary study results are based on experiences and perceptions of consumers surveyed in January-March 2014. Your experiences may vary. Visit [jdpower.com](http://jdpower.com).

Actual color may vary. Design, specifications, and color availability are subject to change without notice. Non-metric weights and measurements are approximate.

©2015 Samsung Electronics America, Inc. 85 Challenger Road, Ridgefield Park, NJ 07660. Tel: 800-SAMSUNG. [samsung.com](http://samsung.com). Samsung is a registered trademark of Samsung Electronics Co. Ltd.