


Construction Scheme


Suite: 708, Level: 7 - Style O

STANDARD SUITE FINISHES (SEE UPGRADE SUMMARY FOR EXTRAS)


CERAMICS

		UPGRADE
Ceiling Tile - Main Bath Tub Alcove(FAB)		
Floor Tile (Main Bath)	FAB (Concrete. Col: White. Matte Finish. 12" x 24")	
Wall Field Tile (Main Bath)	FAB (Colours & Dimensions. Arctic White. Matte Finish. 4" x 16")	
Accent Tile (Main Bath)	FAB (Colours & Dimensions. Dark Taupe. Matte Finish. 4" x 16")	
Ceiling Tile (Main Bath)	FAB (Colour & Dimension. Artic White. Matte Finish. 4" X 16")	


CABINETRY

		UPGRADE
Cabinet Upgrade - PISA - EBONY (Kitchen Only)		
Cabinets (Kitchen)	Cabinet UPGRADE #3 (PISA - EBONY)	
Vanity Cabinet (Main Bath)	FAB (Vermont Thermofoil. Mission White. Shaker Panel)	

COUNTERTOPS AND BACKSPLASH













		UPGRADE
Quartz Upgrade to 1 1/4" Kitchen		
Backsplash (Kitchen)	MOD (Cristallo Glass Mosaic. Special Grey. 1"x2")	
Kitchen Countertop (Kitchen)	MOD (Night Shade. Quartz)	
Countertop (Main Bath)	FAB (Brown Prominence. Marble. Polished Finish)	

FLOORING (HARDWOOD AND CARPET)

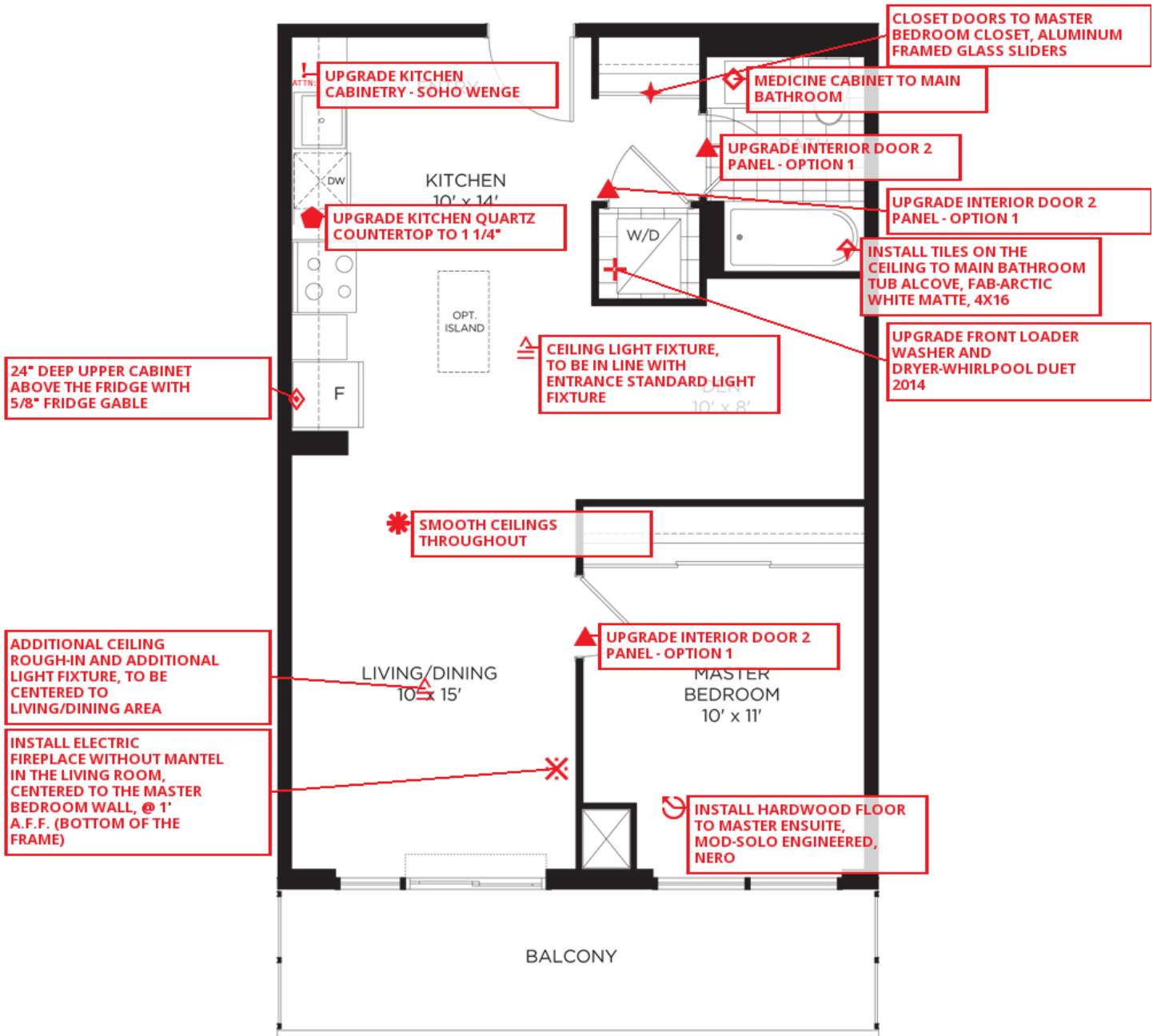
		UPGRADE
Hardwood Flooring - Standard - Master Bedroom		
Entry (Flooring)	MOD (Solo-3 Layer Engineered Wood Floor. White Oak. Nero. 1/2X4X1/4")	
Kitchen (Flooring)	MOD (Solo-3 Layer Engineered Wood Floor. White Oak. Nero. 1/2X4X1/4")	
Living Room/Dining Room (Flooring)	MOD (Solo-3 Layer Engineered Wood Floor. White Oak. Nero. 1/2X4X1/4")	

Den (Flooring)	MOD (Solo-3 Layer Engineered Wood Floor. White Oak. Nero. 1/2X4X1/4")	
Master Bedroom (Flooring)	MOD (Solo-3 Layer Engineered Wood Floor. White Oak. Nero. 1/2X4X1/4")	

EXTRAS

		UPGRADE
Smooth Ceiling - Throughout		
Interior Door 2 Panel - Option 1	Quantity: 3	
Closet Doors - Aluminum Framed Glass Slider - 2nd Bedroom		
Electric Fireplace without Mantel - Option 1: Napoleon EF39HD		
24" Deep Upper Cabinet Above Fridge with a 5/8" Fridge Gable		
Main Bath - Medicine Cabinet		
Lighting Fixture (Where there is a Ceiling Cap)(switch NOT included)		
Lighting Fixture (Not Capped - Rough in Included; switch NOT included)		
Front Loader Washer and Dryer - Whirlpool Duet 2014 (In Lieu of Standard)		
Option 1 - Open Roll Roller Shades		
Option 1 - Open Roll Roller Shades - Master Bedroom - Canvas		
Option 1 - Open Roll Roller Shades - Dining/Living - Pearl		

Suite: 708, Level: 7 - Style O



MAIN LEVEL