

Construction Scheme


Suite: 3210, Level: 32 - Deco

STANDARD SUITE FINISHES (SEE UPGRADE SUMMARY FOR EXTRAS)

CERAMICS

		UPGRADE
Floor Tile (Main Bath)	NEO (Concrete. Col: Light Taupe. Matte Finish. 12" x 24")	
Wall Field Tile (Main Bath)	NEO (Colours & Dimensions. Arctic White. Matte Finish. 4" x 16")	
Accent Tile (Main Bath)	NEO (Colours & Dimensions. Sand Beige. Sand Beige. 4" x 16")	

CABINETRY

		UPGRADE
Cabinet Upgrade - MANHATTAN WENGE (Kitchen Only)		
Cabinets (Kitchen)	Cabinet UPGRADE #1 (MANHATTAN WENGE)	
Vanity Cabinet (Main Bath)	NEO (Como. Nero. Flat Panel)	


COUNTERTOPS AND BACKSPLASH









		UPGRADE
Backsplash (Kitchen)	NEO (Cristallo Glass Mosaic. Ivory. 1"x2")	
Kitchen Countertop (Kitchen)	NEO (Beige Marfil. Quartz)	
Countertop (Main Bath)	NEO (Boticino Fiorito. Marble. Polished Finish)	

FLOORING (HARDWOOD AND CARPET)

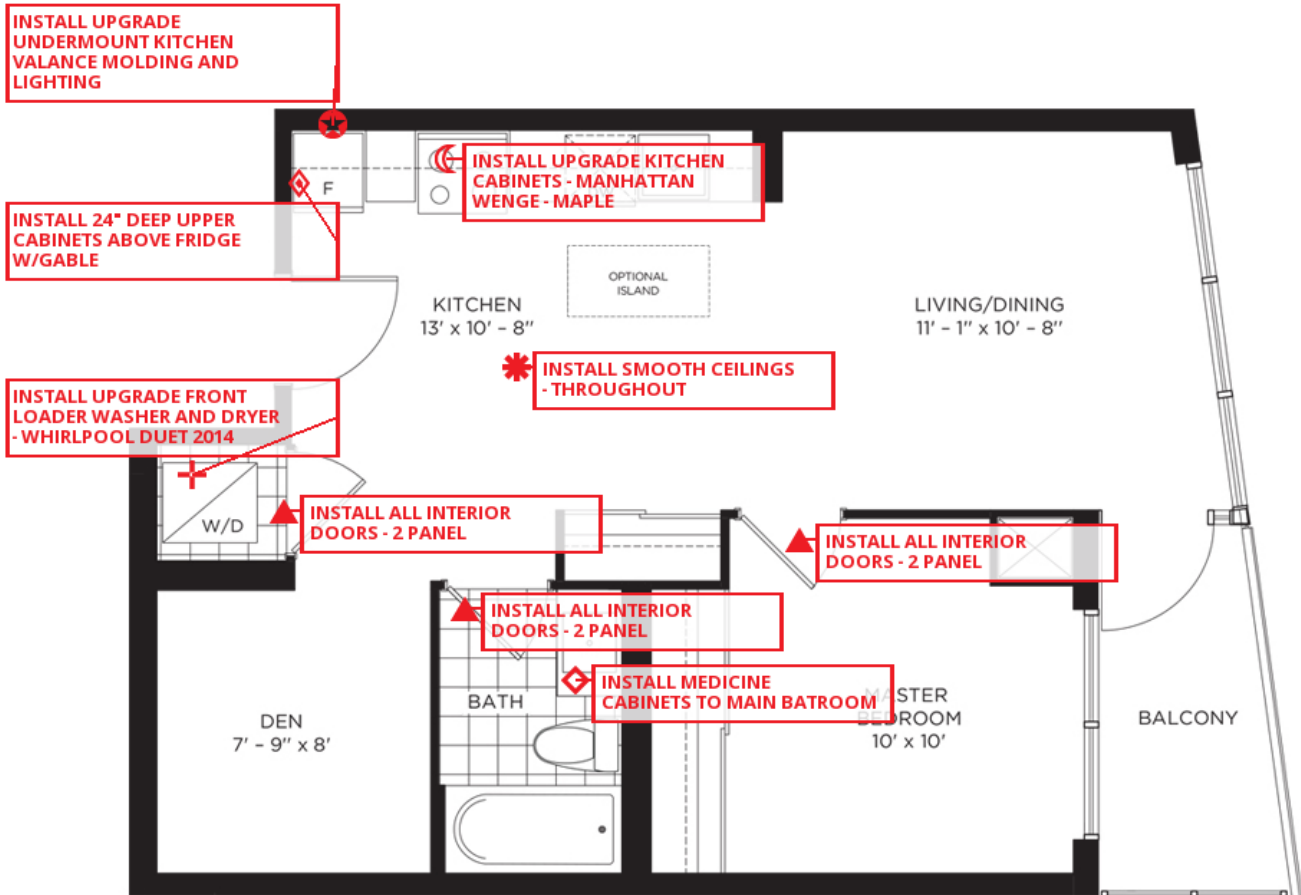
		UPGRADE
Entry (Flooring)	FAB (Solo-3 Layer Engineered Wood Floor. White Oak. Graphite. 1/2X4X1/4")	
Kitchen (Flooring)	FAB (Solo-3 Layer Engineered Wood Floor. White Oak. Graphite. 1/2X4X1/4")	
Living Room/Dining Room (Flooring)	FAB (Solo-3 Layer Engineered Wood Floor. White Oak. Graphite. 1/2X4X1/4")	
Den (Flooring)	NEO (Wallaby Cream 17193. Papilio)	
Master Bedroom (Flooring)	NEO (Wallaby Cream 17193. Papilio)	

EXTRAS

		UPGRADE
Smooth Ceiling - Throughout		

Interior Door 2 Panel - Option 1	Quantity: 3	
24" Deep Upper Cabinet Above Fridge with a 5/8" Fridge Gable		
Valence Lighting		
Main Bath - Medicine Cabinet		
Front Loader Washer and Dryer - Whirlpool Duet 2014 (In Lieu of Standard)		
Option 1 - Open Roll Roller Shades		
Option 1 - Open Roll Roller Shades - Master Bedroom - Canvas		
Option 1 - Open Roll Roller Shades - Dining/Living - Pearl		

Suite: 3210, Level: 32 - Deco



MAIN LEVEL