

# Construction Scheme

Suite: 2506, Level: 25 - Rush

STANDARD SUITE FINISHES (SEE UPGRADE SUMMARY FOR EXTRAS)

CERAMICS

		UPGRADE
Floor Tile (Main Bath)	FAB (Concrete. Col: White. Matte Finish. 12" x 24")	
Wall Field Tile (Main Bath)	FAB (Colours & Dimensions. Arctic White. Matte Finish. 4" x 16")	
Accent Tile (Main Bath)	FAB (Colours & Dimensions. Dark Taupe. Matte Finish. 4" x 16")	



CABINETRY

		UPGRADE
Cabinets (Kitchen)	FAB (Vermont. Thermofoil. Colour: Mission White)	
Vanity Cabinet (Main Bath)	FAB (Vermont Thermofoil. Mission White. Shaker Panel)	

COUNTERTOPS AND BACKSPLASH





		UPGRADE
Backsplash (Kitchen)	FAB (Cristallo Glass Mosaic. Grey. 1"x2")	
Kitchen Countertop (Kitchen)	FAB (Blizzard. Quartz)	
Countertop (Main Bath)	FAB (Brown Prominence. Marble. Polished Finish)	

FLOORING (HARDWOOD AND CARPET)

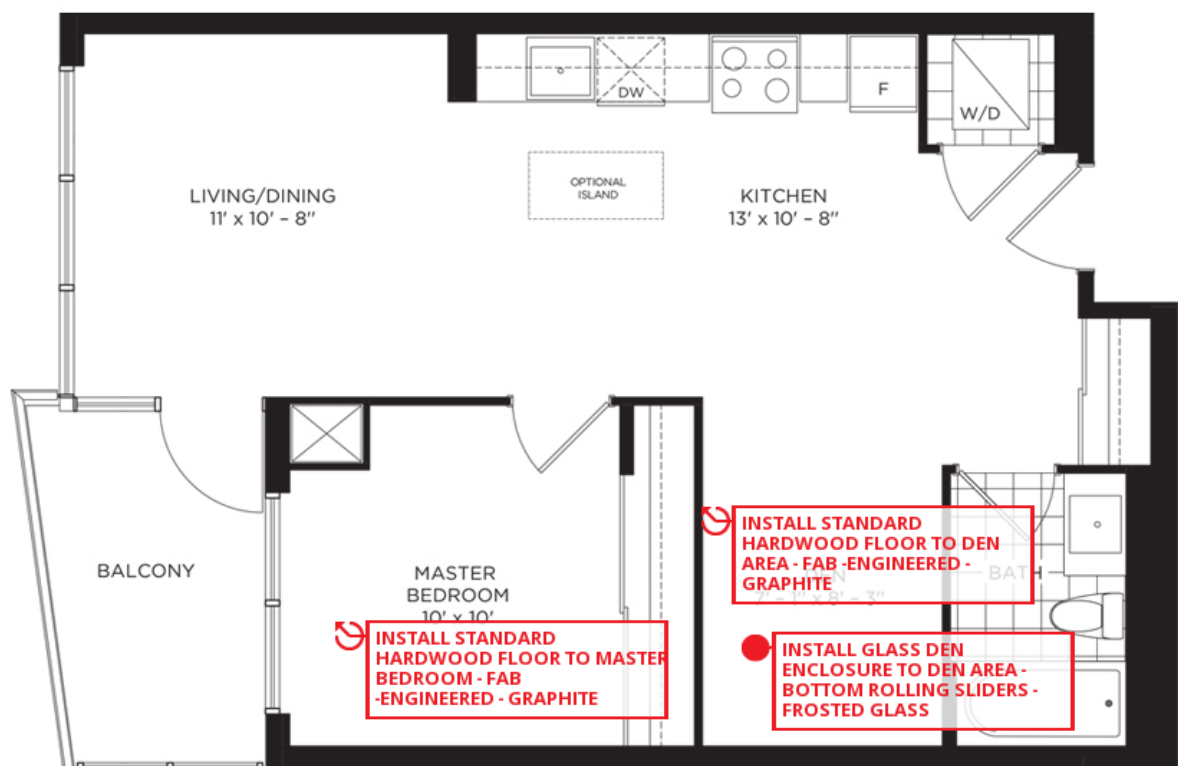
		UPGRADE
Hardwood Flooring - Standard - Master Bedroom		
Hardwood Flooring - Standard - Den		
Entry (Flooring)	FAB (Solo-3 Layer Engineered Wood Floor. White Oak. Graphite. 1/2X4X1/4")	
Kitchen (Flooring)	FAB (Solo-3 Layer Engineered Wood Floor. White Oak. Graphite. 1/2X4X1/4")	
Living Room/Dining Room (Flooring)	FAB (Solo-3 Layer Engineered Wood Floor. White Oak. Graphite. 1/2X4X1/4")	
Den (Flooring)	FAB (Solo-3 Layer Engineered Wood Floor. White Oak. Graphite. 1/2X4X1/4")	
Master Bedroom (Flooring)	FAB (Solo-3 Layer Engineered Wood Floor. White Oak. Graphite. 1/2X4X1/4")	



EXTRAS

		UPGRADE
Den Enclosures - Bottom Rolling Slider - 3 Sliders - 3 Meter Straight Opening - Frosted Glass		
Option 1 - Open Roll Roller Shades		
Option 1 - Open Roll Roller Shades - Master Bedroom - Canvas		
Option 1 - Open Roll Roller Shades - Dining/Living - Pearl		

Suite: 2506, Level: 25 - Rush



MAIN LEVEL