

Construction Scheme
Suite: 4310, Level: 43 - Style Ten

STANDARD SUITE FINISHES (SEE UPGRADE SUMMARY FOR EXTRAS)

CERAMICS

		UPGRADE
Tile in Kitchen		*
Ceiling Tile - Main Bath Tub Alcove(NEO)		↑
Ceiling Tile - Master Ensuite Tub Alcove(FAB)		↑
Kitchen (Flooring)	NEO (Concrete. Col: Light Taupe. Matte Finish. 12”X24”)	
Floor Tile (Main Bath)	NEO (Concrete. Col: Light Taupe. Matte Finish. 12" x 24")	
Wall Field Tile (Main Bath)	NEO (Colours & Dimensions. Arctic White. Matte Finish. 4" x 16")	
Accent Tile (Main Bath)	NEO (Colours & Dimensions. Sand Beige. Sand Beige. 4" x 16")	
Ceiling Tile (Main Bath)	NEO (Colour & Dimension. Artic White. Matte Finish. 4” X 16”)	
Floor Tile (Ensuite Bath)	FAB (Concrete. Col: White. Matte Finish. 12" x 24")	
Wall Field Tile (Ensuite Bath)	FAB (Colours & Dimensions. Arctic White. Matte Finish. 8" x 20")	
Accent Tile (Ensuite Bath)	FAB (Marble Mosaic, Sliver Shadow 1"x2")	
Ceiling Tile (Ensuite Bath)	FAB (Colour & Dimension. Artic White. Matte Finish. 8” X 20”)	



CABINETRY

		UPGRADE
Cabinet Upgrade - MANHATTAN WENGE (Kitchen Only)		☾
Cabinets (Kitchen)	Cabinet UPGRADE #1 (MANHATTAN WENGE)	
Vanity Cabinet (Main Bath)	NEO (Como. Nero. Flat Panel)	
Vanity Cabinet (Ensuite Bath)	FAB (Vermount Thermofoil. Mission White. Shaker Panel)	






COUNTERTOPS AND BACKSPLASH











		UPGRADE
Backsplash (Kitchen)	NEO (Cristallo Glass Mosaic. Ivory. 1"x2")	
Kitchen Countertop (Kitchen)	NEO (Beige Marfil. Quartz)	
Countertop (Main Bath)	NEO (Boticino Fiorito. Marble. Polished Finish)	
Countertop (Ensuite Bath)	FAB (Brown Prominence. Marble. Polished Finish)	

FLOORING (HARDWOOD AND CARPET)

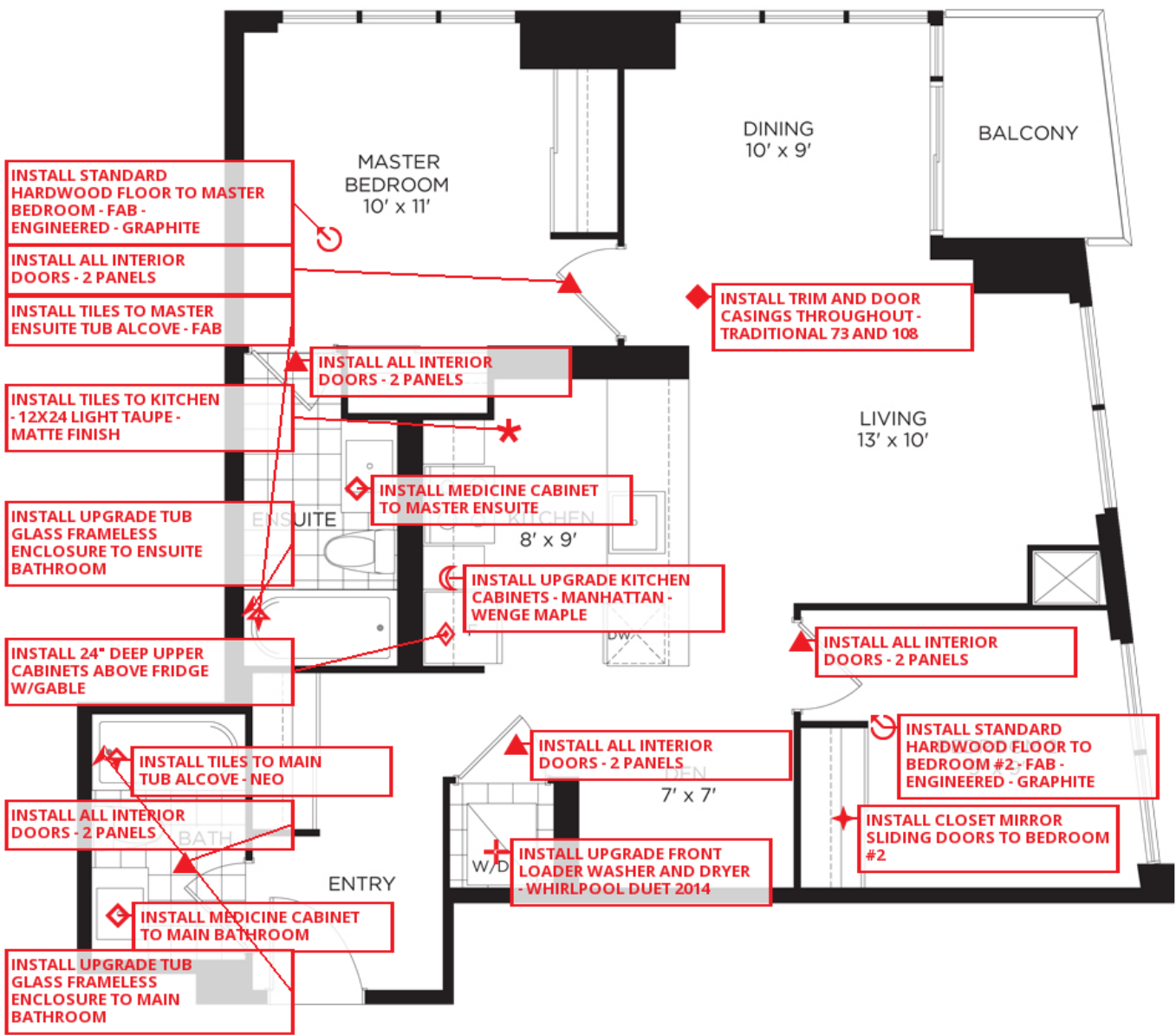
		UPGRADE
Hardwood Flooring - Standard - Master Bedroom		
Hardwood Flooring - Standard - 2nd Bedroom		
Entry (Flooring)	FAB (Solo-3 Layer Engineered Wood Floor. White Oak. Graphite. 1/2X4X1/4")	
Living Room/Dining Room (Flooring)	FAB (Solo-3 Layer Engineered Wood Floor. White Oak. Graphite. 1/2X4X1/4")	
Den (Flooring)	FAB (Solo-3 Layer Engineered Wood Floor. White Oak. Graphite. 1/2X4X1/4")	
Master Bedroom (Flooring)	FAB (Solo-3 Layer Engineered Wood Floor. White Oak. Graphite. 1/2X4X1/4")	
2nd Bedroom (Flooring)	FAB (Solo-3 Layer Engineered Wood Floor. White Oak. Graphite. 1/2X4X1/4")	

EXTRAS

		UPGRADE
Trim and Door Casings - Traditional 73 and 108		
Interior Door 2 Panel - Option 1	Quantity: 5	
Closet Doors - Master Bedroom - Mirror Sliders - Medium Sized Closet		
Closet Doors - 2nd Bedroom - Mirror Sliders - Medium Sized Closet		
Closet Doors - 3rd Bedroom - Mirror Sliders - Medium Sized Closet		

24" Deep Upper Cabinet Above Fridge with a 5/8" Fridge Gable		
Main Bath - Medicine Cabinet		
Ensuite Bath - Medicine Cabinet		
Tub Frameless Enclosure - Ensuite Bathroom		
Tub Frameless Enclosure - Main Bathroom		
Front Loader Washer and Dryer - Whirlpool Duet 2014 (In Lieu of Standard)		
Option 1 - Open Roll Roller Shades		
Option 1 - Open Roll Roller Shades - Master Bedroom - Canvas		
Option 1 - Open Roll Roller Shades - 2nd Bedroom - Canvas		
Option 1 - Open Roll Roller Shades - Dining/Living - Pearl		

Suite: 4310, Level: 43 - Style Ten



MAIN LEVEL

NOTE: THE CLOSET MIRROR SLIDING DOORS UPGRADE FOR THE MASTER BEDROOM 2D CLOSET IS USED
THE UPGRADE FOR THE BEDROOM #3 (NON APLICABLE)