


# Construction Scheme

## Suite: 1903, Level: 19 - Luxe

STANDARD SUITE FINISHES (SEE UPGRADE SUMMARY FOR EXTRAS)

CERAMICS

		UPGRADE
Ceiling Tile - Main Bath Tub Alcove(MOD)		
Floor Tile (Main Bath)	MOD (Concrete. Col: Ash Grey. Matte Finish. 12" x 24")	
Wall Field Tile (Main Bath)	MOD (Colours & Dimensions. Arctic White. Matte Finish. 4" x 16")	
Accent Tile (Main Bath)	MOD (Colours & Dimensions. Sterling Grey. Matte Finish. 4" x 16")	
Ceiling Tile (Main Bath)	MOD (Colour & Dimension. Artic White. Matte Finish. 4" X 16")	


CABINETRY

		UPGRADE
Cabinets (Kitchen)	MOD (Como. Grigio. Flat Panel)	
Vanity Cabinet (Main Bath)	MOD (Como. Grigio. Flat Panel)	









COUNTERTOPS AND BACKSPLASH

		UPGRADE
Backsplash (Kitchen)	MOD (Cristallo Glass Mosaic. Special Grey. 1"x2")	
Kitchen Countertop (Kitchen)	MOD (Night Shade. Quartz)	
Countertop (Main Bath)	MOD (Bianco Carrara. Marble. Polished Finish)	

FLOORING (HARDWOOD AND CARPET)

		UPGRADE
Hardwood Flooring - Standard - Master Bedroom		
Entry (Flooring)	MOD (Solo-3 Layer Engineered Wood Floor. White Oak. Nero. 1/2X4X1/4")	
Kitchen (Flooring)	MOD (Solo-3 Layer Engineered Wood Floor. White Oak. Nero. 1/2X4X1/4")	
Living Room/Dining Room (Flooring)	MOD (Solo-3 Layer Engineered Wood Floor. White Oak. Nero. 1/2X4X1/4")	
Master Bedroom (Flooring)	MOD (Solo-3 Layer Engineered Wood Floor. White Oak. Nero. 1/2X4X1/4")	

EXTRAS

		UPGRADE
Smooth Ceiling - Throughout		
Trim and Door Casings - Modern 106 and 206		
Valence Lighting		
Shower Stall - With Enclosure		
Front Loader Washer and Dryer - Whirlpool Duet 2014 (In Lieu of Standard)		
Option 1 - Open Roll Roller Shades		
Option 1 - Open Roll Roller Shades - Master Bedroom - Canvas		
Option 1 - Open Roll Roller Shades - Dining/Living - Pearl		

Suite: 1903, Level: 19 - Luxe

