


Construction Scheme

Suite: 1504, Level: 15 - Style Two

STANDARD SUITE FINISHES (SEE UPGRADE SUMMARY FOR EXTRAS)

CERAMICS

		UPGRADE
Tile in Kitchen		
Kitchen (Flooring)	MOD (Concrete. Col: Ash Grey. Matte Finish. 12”X24”)	
Floor Tile (Main Bath)	MOD (Concrete. Col: Ash Grey. Matte Finish. 12" x 24")	
Wall Field Tile (Main Bath)	MOD (Colours & Dimensions. Arctic White. Matte Finish. 4" x 16")	
Accent Tile (Main Bath)	MOD (Colours & Dimensions. Sterling Grey. Matte Finish. 4" x 16")	


CABINETRY

		UPGRADE
Cabinets (Kitchen)	MOD (Como. Grigio. Flat Panel)	
Vanity Cabinet (Main Bath)	MOD (Como. Grigio. Flat Panel)	



COUNTERTOPS AND BACKSPLASH




		UPGRADE
Backsplash (Kitchen)	MOD (Cristallo Glass Mosaic. Special Grey. 1"x2")	
Kitchen Countertop (Kitchen)	MOD (Night Shade. Quartz)	
Countertop (Main Bath)	MOD (Bianco Carrara. Marble. Polished Finish)	

FLOORING (HARDWOOD AND CARPET)

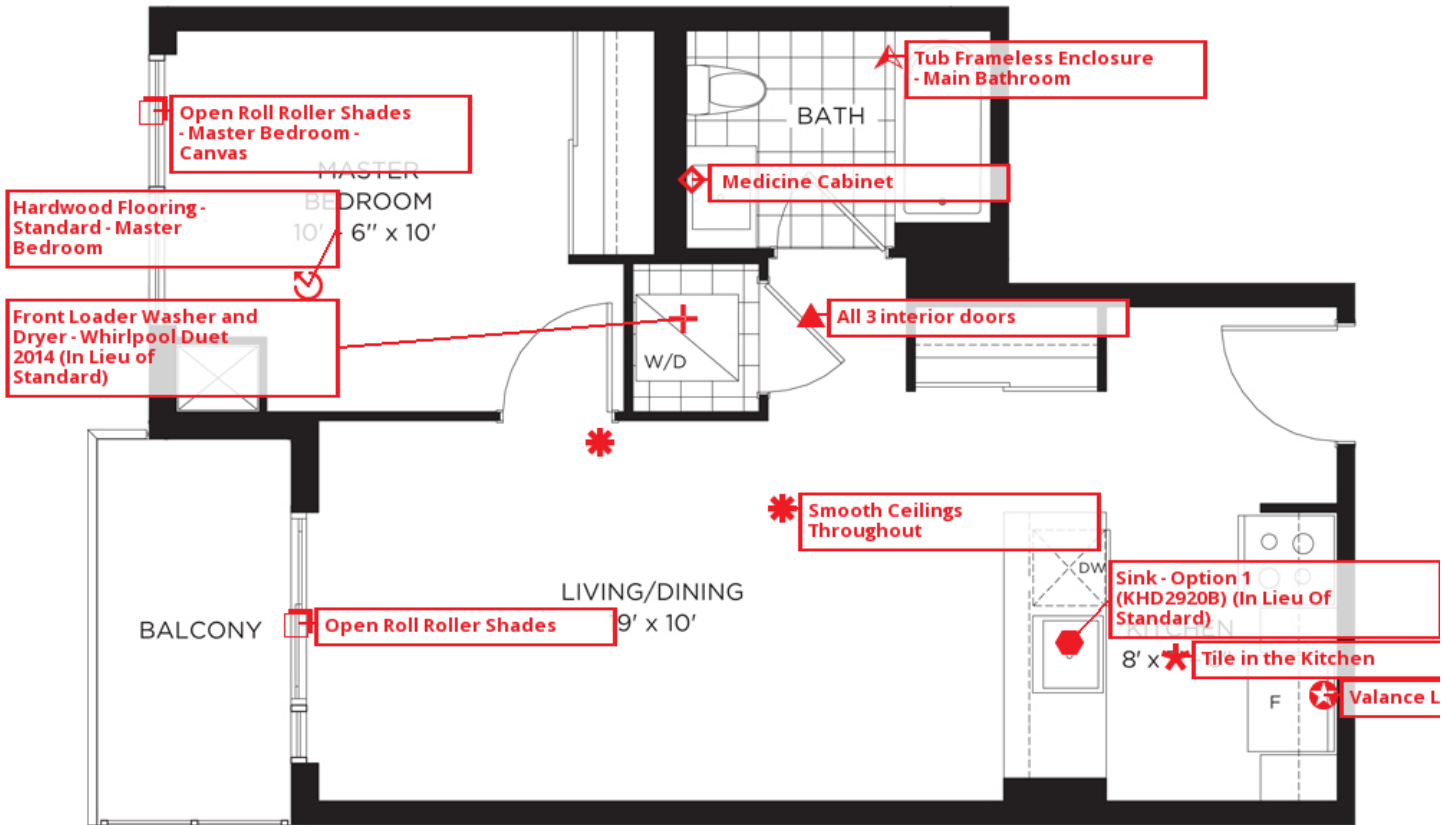
		UPGRADE
Hardwood Flooring - Standard - Master Bedroom		
Entry (Flooring)	MOD (Solo-3 Layer Engineered Wood Floor. White Oak. Nero. 1/2X4X1/4")	
Living Room/Dining Room (Flooring)	MOD (Solo-3 Layer Engineered Wood Floor. White Oak. Nero. 1/2X4X1/4")	
Master Bedroom (Flooring)	MOD (Solo-3 Layer Engineered Wood Floor. White Oak. Nero. 1/2X4X1/4")	

EXTRAS

		UPGRADE
Smooth Ceiling - Throughout		
Interior Door 2 Panel - Option 1	Quantity: 3	

Sink - Option 1 (KHD2920B) (In Lieu Of Standard)		
Valence Lighting		
Main Bath - Medicine Cabinet		
Tub Frameless Enclosure - Main Bathroom		
Front Loader Washer and Dryer - Whirlpool Duet 2014 (In Lieu of Standard)		
Option 1 - Open Roll Roller Shades		
Option 1 - Open Roll Roller Shades - Master Bedroom - Canvas		
Option 1 - Open Roll Roller Shades - Dining/Living - Pearl		

Suite: 1504, Level: 15 - Style Two



MAIN LEVEL