



Construction Scheme


Suite: 1210, Level: 12 - Style Ten

STANDARD SUITE FINISHES (SEE UPGRADE SUMMARY FOR EXTRAS)

CERAMICS

		UPGRADE
Ceiling Tile - Master Ensuite Tub Alcove(FAB)		
Ceiling Tile - Main Bath Tub Alcove(FAB)		
Floor Tile (Main Bath)	FAB (Concrete. Col: White. Matte Finish. 12" x 24")	
Wall Field Tile (Main Bath)	FAB (Colours & Dimensions. Arctic White. Matte Finish. 4" x 16")	
Accent Tile (Main Bath)	FAB (Colours & Dimensions. Dark Taupe. Matte Finish. 4" x 16")	
Ceiling Tile (Main Bath)	FAB (Colour & Dimension. Artic White. Matte Finish. 4" X 16")	
Floor Tile (Ensuite Bath)	FAB (Concrete. Col: White. Matte Finish. 12" x 24")	
Wall Field Tile (Ensuite Bath)	FAB (Colours & Dimensions. Arctic White. Matte Finish. 8" x 20")	
Accent Tile (Ensuite Bath)	FAB (Marble Mosaic, Sliver Shadow 1"x2")	
Ceiling Tile (Ensuite Bath)	FAB (Colour & Dimension. Artic White. Matte Finish. 8" X 20")	

CABINETRY



		UPGRADE
Cabinet Upgrade - SOHO WHITE (Kitchen Only)		
Cabinets (Kitchen)	Cabinet UPGRADE #1 (SOHO WHITE)	
Vanity Cabinet (Main Bath)	FAB (Vermount Thermofoil. White. Shaker Panel)	
Vanity Cabinet (Ensuite Bath)	FAB (Vermount Thermofoil. White. Shaker Panel)	

COUNTERTOPS AND BACKSPLASH







		UPGRADE
Backsplash (Kitchen)	FAB (Cristallo Glass Mosaic. Grey. 1"x2")	
Kitchen Countertop (Kitchen)	FAB (Blizzard. Quartz)	

Countertop (Main Bath)	FAB (Brown Prominence. Marble. Polished Finish)	
Countertop (Ensuite Bath)	FAB (Brown Prominence. Marble. Polished Finish)	

FLOORING (HARDWOOD AND CARPET)

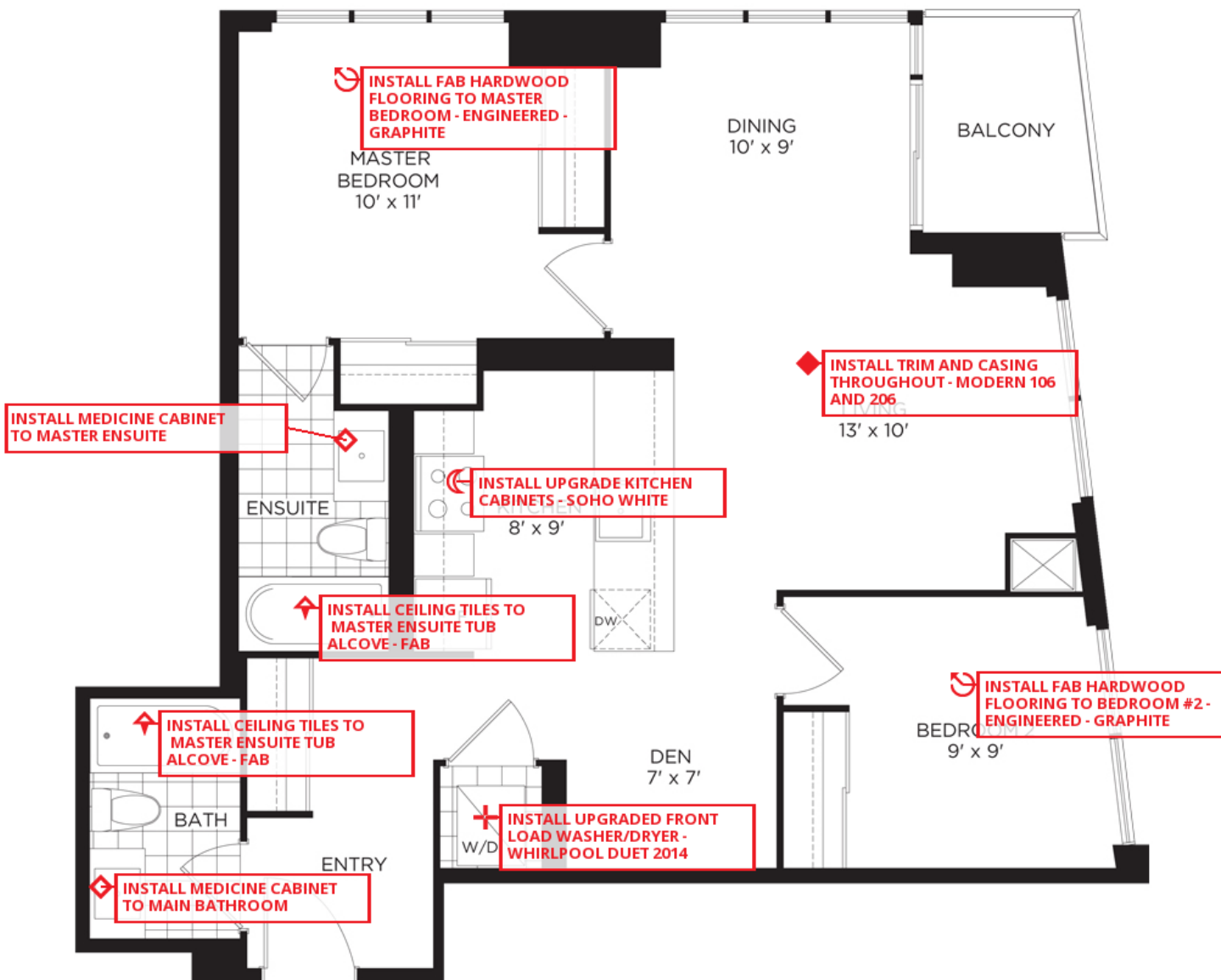
		UPGRADE
Hardwood Flooring - Standard - Master Bedroom		
Hardwood Flooring - Standard - 2nd Bedroom		
Entry (Flooring)	FAB (Solo-3 Layer Engineered Wood Floor. White Oak. Graphite. 1/2X4X1/4")	
Kitchen (Flooring)	FAB (Solo-3 Layer Engineered Wood Floor. White Oak. Graphite. 1/2X4X1/4")	
Living Room/Dining Room (Flooring)	FAB (Solo-3 Layer Engineered Wood Floor. White Oak. Graphite. 1/2X4X1/4")	
Den (Flooring)	FAB (Solo-3 Layer Engineered Wood Floor. White Oak. Graphite. 1/2X4X1/4")	
Master Bedroom (Flooring)	FAB (Solo-3 Layer Engineered Wood Floor. White Oak. Graphite. 1/2X4X1/4")	
2nd Bedroom (Flooring)	FAB (Solo-3 Layer Engineered Wood Floor. White Oak. Graphite. 1/2X4X1/4")	

EXTRAS

		UPGRADE
Trim and Door Casings - Modern 106 and 206		
Main Bath - Medicine Cabinet		
Ensuite Bath - Medicine Cabinet		
Front Loader Washer and Dryer - Whirlpool Duet 2014 (In Lieu of Standard)		
Option 1 - Open Roll Roller Shades		
Option 1 - Open Roll Roller Shades - Master Bedroom - Canvas		

Option 1 - Open Roll Roller Shades - 2nd Bedroom - Canvas		
Option 1 - Open Roll Roller Shades - Dining/Living - Pearl		

Suite: 1210, Level: 12 - Style Ten



MAIN LEVEL